

**3 x 600 Straight**

COMPONENTS	(£)
3 x 600 Straight	210
3 x Clips	114
<b>TOTAL</b>	<b>324</b>

-  800 Straight
-  600 Straight

Please refer to page 2 for further important info.

# ADDITIONAL INFORMATION

## ARTWORK TEMPLATES


We recommend using one of the Adobe Creative Cloud applications to setup your Curvorama design. A template for your chosen configuration will be supplied by one of the studio team, choose from InDesign Illustrator or Photoshop.

Additional Information on setting artwork can be found at [fresco.co.uk/artwork-specs](http://fresco.co.uk/artwork-specs) or why not give the studio a call, we are always happy to have a chat.



## USEFUL OPTIONAL EXTRAS

- A Holdall (holds 5 x 600mm panels) **£33.00**
- B 600mm Wheeled Case **£90.00**
- C 800mm Wheeled Case **£99.00**
- D Legs and Feet Sets (for free-standing use) **£25.00**
- E 2 x 150w Floodlights in case (fit to legs) **£75.00**
- F Shell Scheme Adaptor Clips (for shell schemes built direct to the floor) **£3.50** per set



## SIDE WALLS

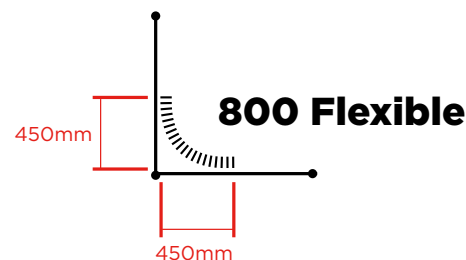
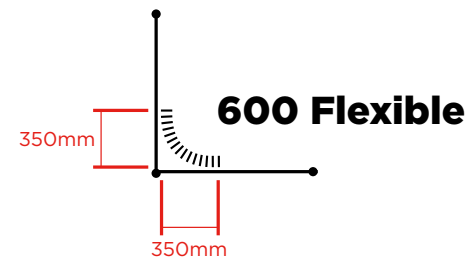
If your stand has two walls, in order to supply you with the right artwork template we need to know whether yours is a right-handed stand or a left-handed stand. Looking at the back wall of your stand (the longer wall) imagine pointing with your right hand, are you pointing at a wall or an empty space?



## CORNER PANELS

The diagrams below show how flexible Curvorama panels can fit into a shell scheme corner and can be shifted to one side or the other. The curve can also be made more or less acute to give about 25mm leeway in both directions on the equal sides diagram.

### EQUAL SIDES



### MAXIMUM SHIFT

